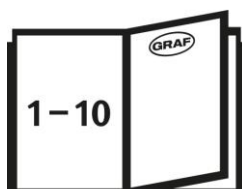


GRAF EcoBloc maxx / Inspect flex

GRAF EcoBloc maxx / Inspect flex

402200
402201
402203

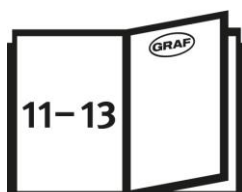


402005
402006
402002



GRAF EcoBloc maxx

402200
402201
402203



DE:

Die in dieser Anleitung beschriebenen Punkte sind unbedingt zu beachten. Bei Nichtbeachtung erlischt jeglicher Garantieanspruch. Für alle über GRAF bezogenen Zusatzartikel erhalten Sie separate in der Transportverpackung beiliegende Einbauanleitungen.

FR:

Afin de garantir le bon fonctionnement et la longévité de votre installation, les différents points décrits dans cette notice doivent scrupuleusement être respectés. Tout manquement à ces règles annulera systématiquement la garantie. Lisez également toutes les notices des autres éléments fournis par la société GRAF. Vous trouverez les notices de montage jointes dans l'emballage.

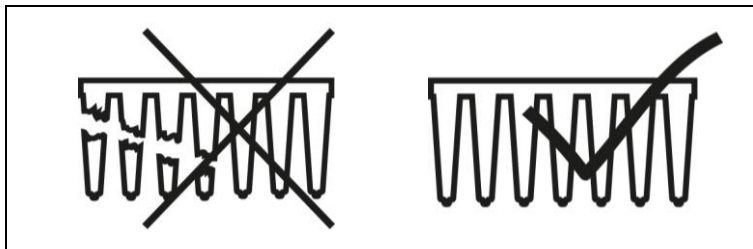

EN:

The points described in these instructions must be observed under all circumstances. All warranty rights are invalidated in the event of non-observance. Separate installation instructions are enclosed in the transportation packaging for all additional articles purchased from GRAF.

ES:

Los puntos descritos en este manual deben leerse obligatoriamente. La no consideración de los mismos conlleva la extinción de cualquier derecho de garantía. Para todos los artículos adicionales comprados a través de GRAF recibirá un manual de montaje separado incluido en el embalaje de transporte.

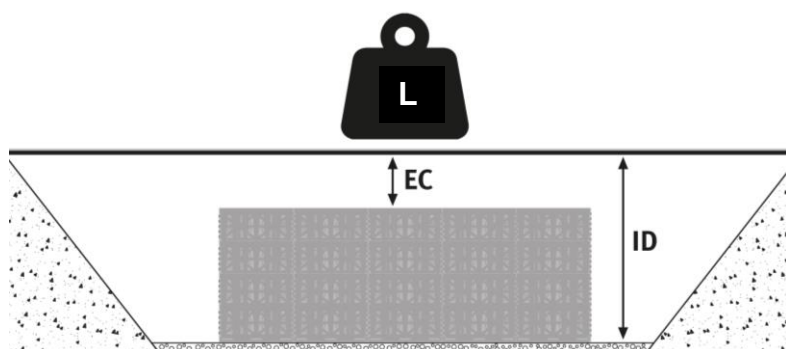
1. Allgemeine Hinweise / General product information / Généralités /
Indicaciones generales










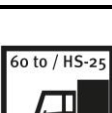


2. Sicherheitshinweise / Safety notes / remarques de sécurité / Notas de
seguridad

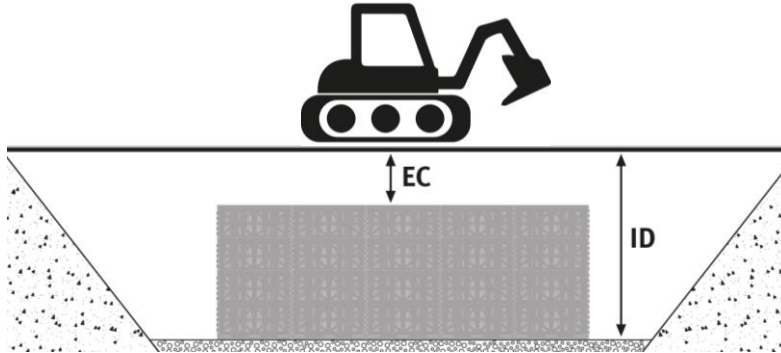





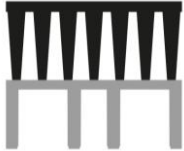





3. Einbaufenster / installation window / Conditions de pose / Parámetros de instalación



				
		# 402005	# 402200	# 402005 / 402200
	min. EC	250 mm (9.8")	250 mm (9.8")	500 mm (1' 7.7")
	max. EC	2750 mm (9')	2750 mm (9')	2000 mm (6' 6.7")
	max. ID	5000 mm (16' 4.8")	5000 mm (16' 4.8")	5000 mm (16' 4.8")
	min. EC	250 mm (9.8")	250 mm (9.8")	500 mm (1' 7.7")
	max. EC	2750 mm (9')	2750 mm (9')	2000 mm (6' 6.7")
	max. ID	5000 mm (16' 4.8")	5000 mm (16' 4.8")	5000 mm (16' 4.8")
	min. EC	500 mm (1' 7.7")	500 mm (1' 7.7")	800 mm (2' 7.5")
	max. EC	2750 mm (9')	2750 mm (9')	2000 mm (6' 6.7")
	max. ID	5000 mm (16' 4.8")	5000 mm (16' 4.8")	5000 mm (16' 4.8")
	min. EC	500 mm (1' 7.7")	500 mm (1' 7.7")	800 mm (2' 7.5")
	max. EC	2500 mm (8' 2.4")	2500 mm (8' 2.4")	1750 mm (5' 8.9")
	max. ID	5000 mm (16' 4.8")	5000 mm (16' 4.8")	5000 mm (16' 4.8")
	min. EC	500 mm (1' 7.7")	800 mm (2' 7.5")	800 mm (2' 7.5")
	max. EC	2250 mm (7' 4.5")	2250 mm (7' 4.5")	1500 mm (4' 11")
	max. ID	5000 mm (16' 4.8")	5000 mm (16' 4.8")	5000 mm (16' 4.8")
	min. EC	800 mm (2' 7.5")		
	max. EC	2000 mm (7' 4.5")		
	max. ID	5000 mm (16' 4.8")		

4. Befahren mit Baumaschinen in der Einbauphase / Use of construction machinery in the installation phase / Passage d'engins de chantier / Circulación con máquinas de construcción

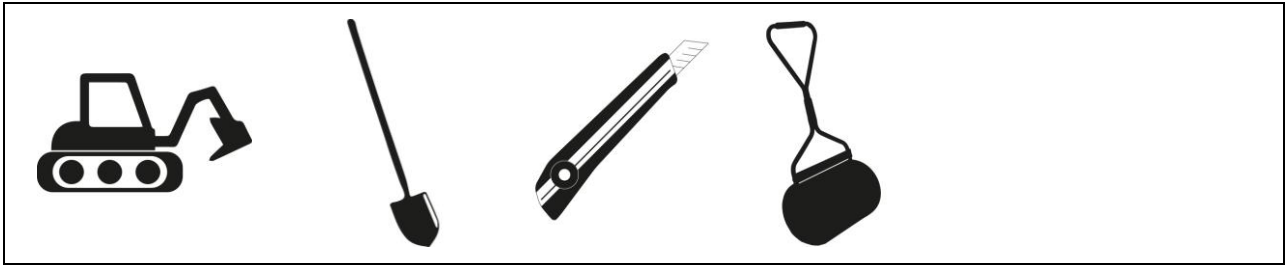


	 # 402005	 # 402200	 # 402005 / 402200
 min. EC approx. 0.7 t (1,543 lbs)	100 mm (3.9")	100 mm (3.9")	100 mm (3.9")
 min. EC approx. 2.5 t (5,512 lbs)	200 mm (7.9")	200 mm (7.9")	200 mm (7.9")
 min. EC approx. 7.5 t (16,535 lbs)	300 mm (11.8")	300 mm (11.8")	400 mm (1' 3.8")
 min. EC approx. 12 t (26,456 lbs)	500 mm (1' 7.7")	500 mm (1' 7.7")	800 mm (2' 7.5")
 min. EC approx. 40 t (88,185 lbs)	500 mm (1' 7.7")	800 mm (2' 7.5")	800 mm (2' 7.5")

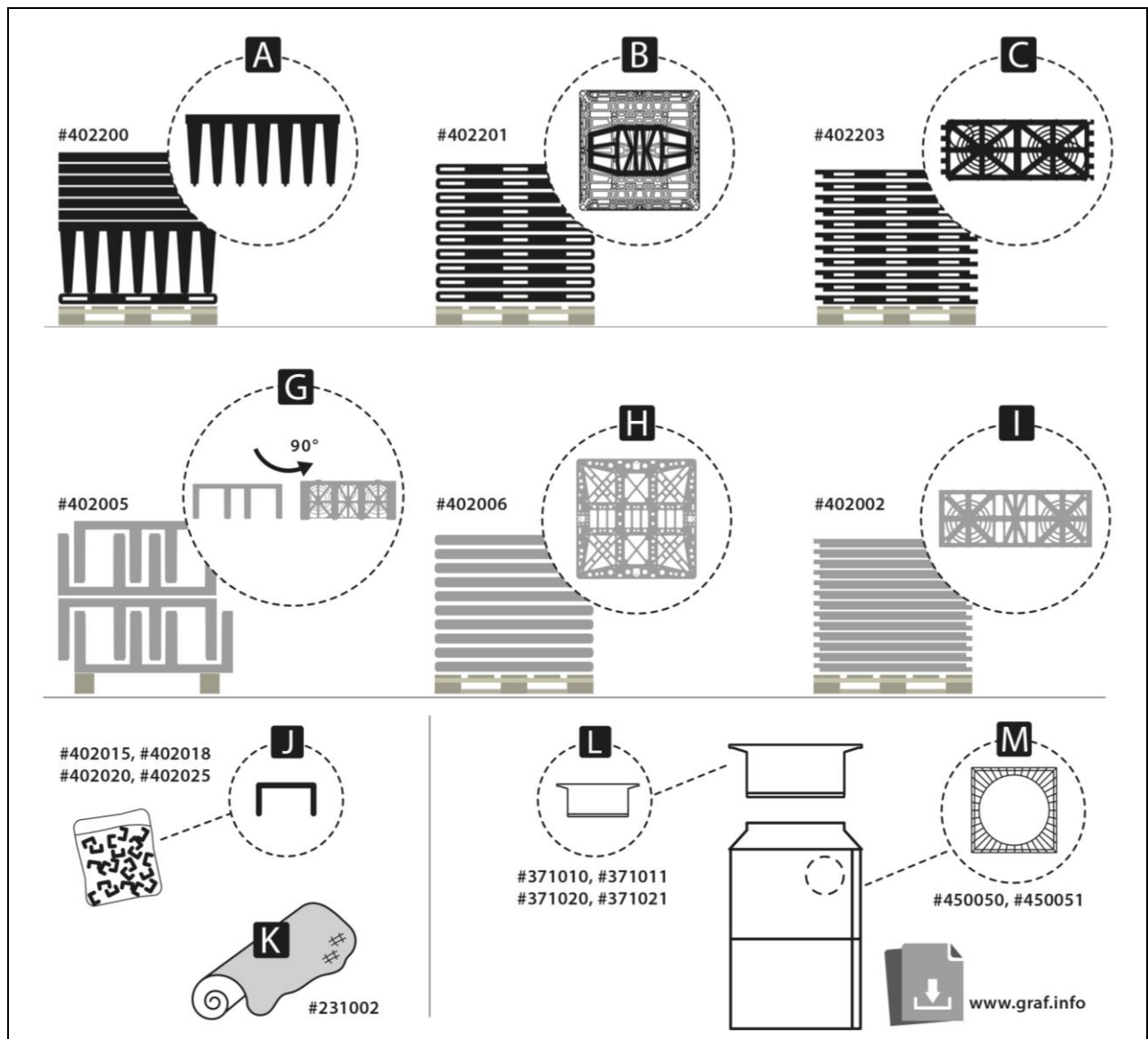


Das Befahren mit Verdichtungsgeräten mit eingeschalteten Vibrationsmotoren ist nicht zulässig! / Compression equipment with activated vibration motors must not be taken over the area! / Il es interdit de rouler sur l'ouvrage avec des compacteurs qu'ils soient en train de vibrer! / No se permite el tránsito con equipos de compactación con motores de vibración conectados!

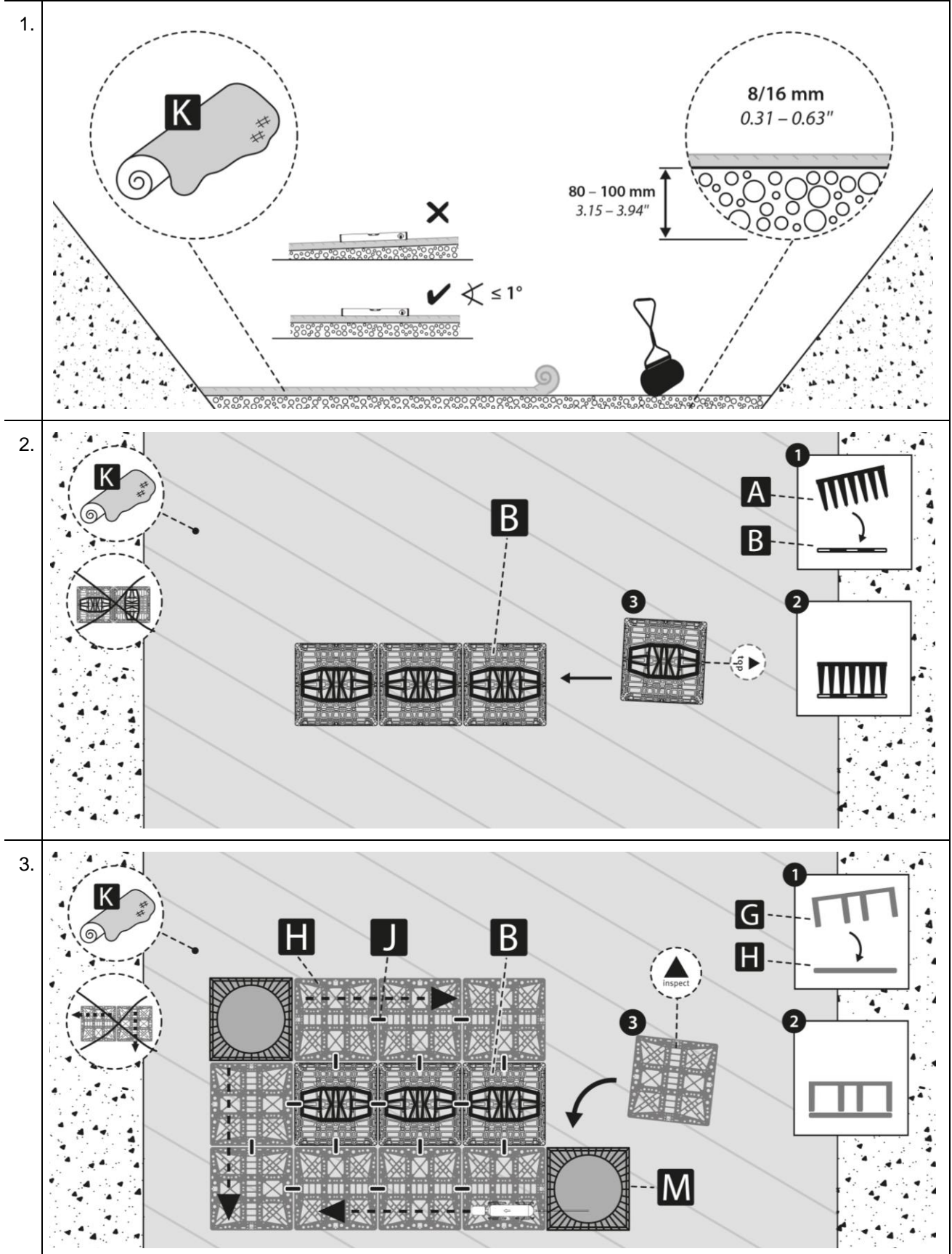
5. Werkzeug / Tools / Les outils / Herramientas



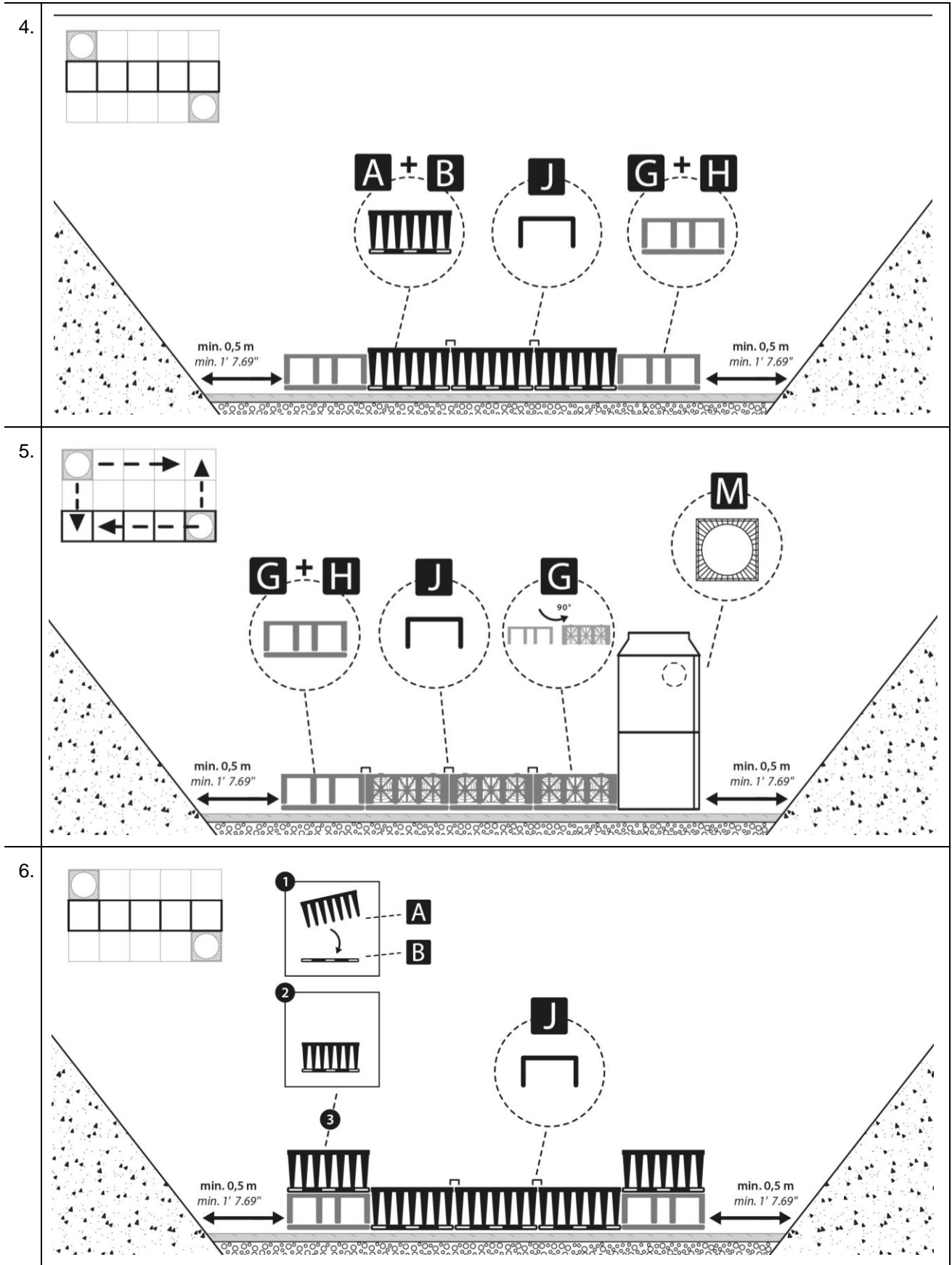
6. Sortiment / Product range / Gamme / Surtido



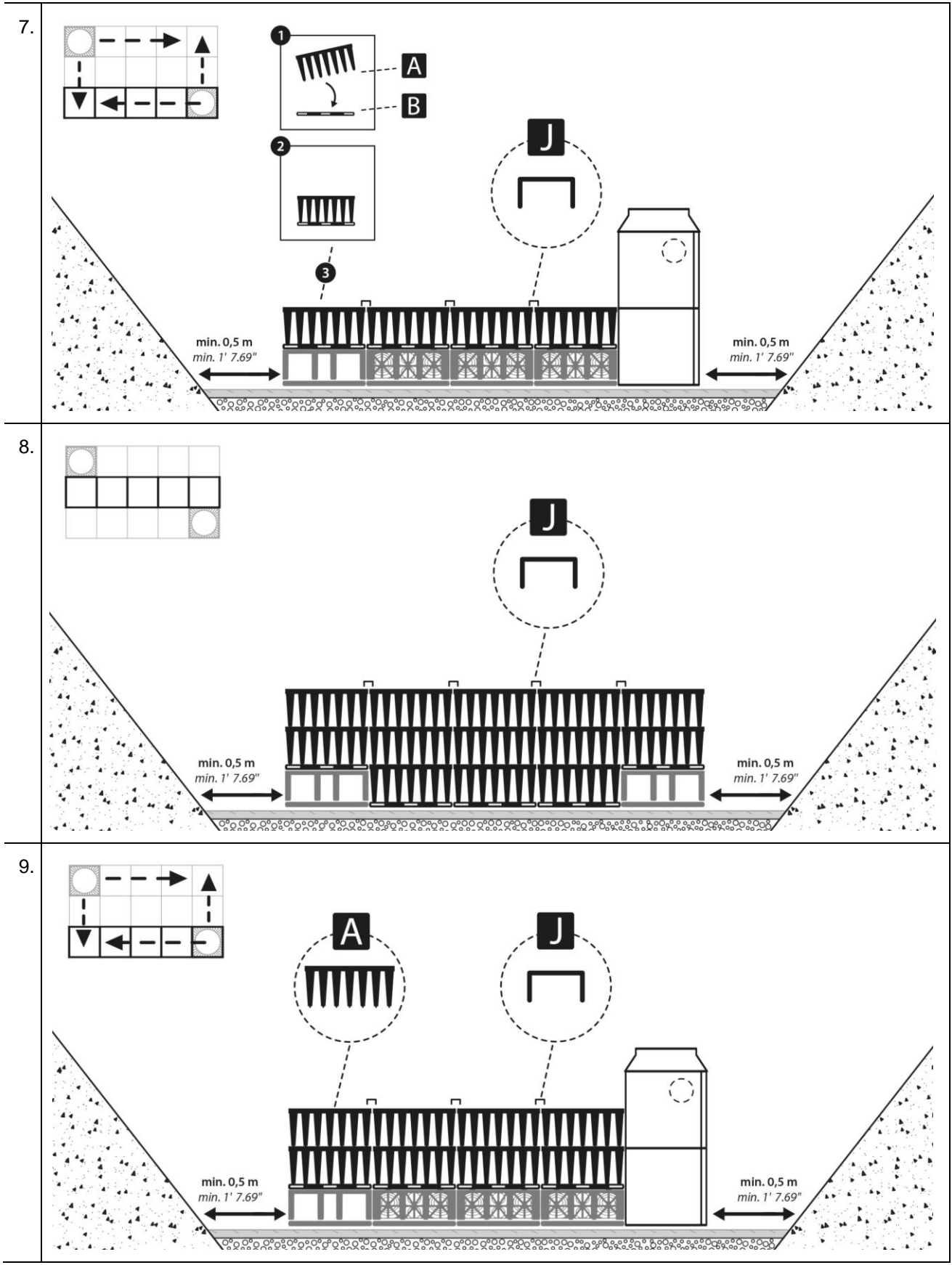
7. Einbau und Montage / Installation and assembly / Mise en place et montage / Instalación y montaje



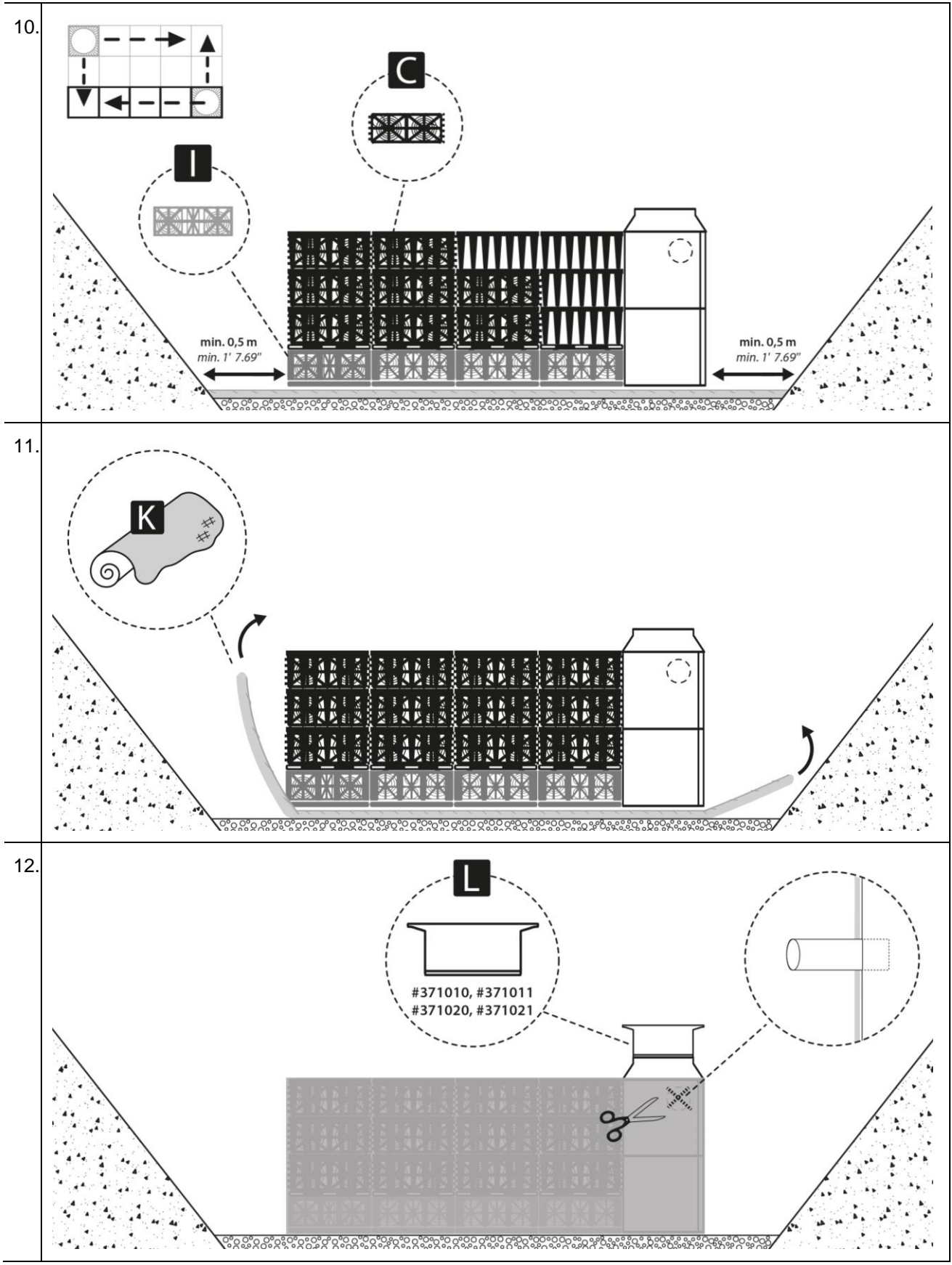
EcoBloc maxx / Inspect flex



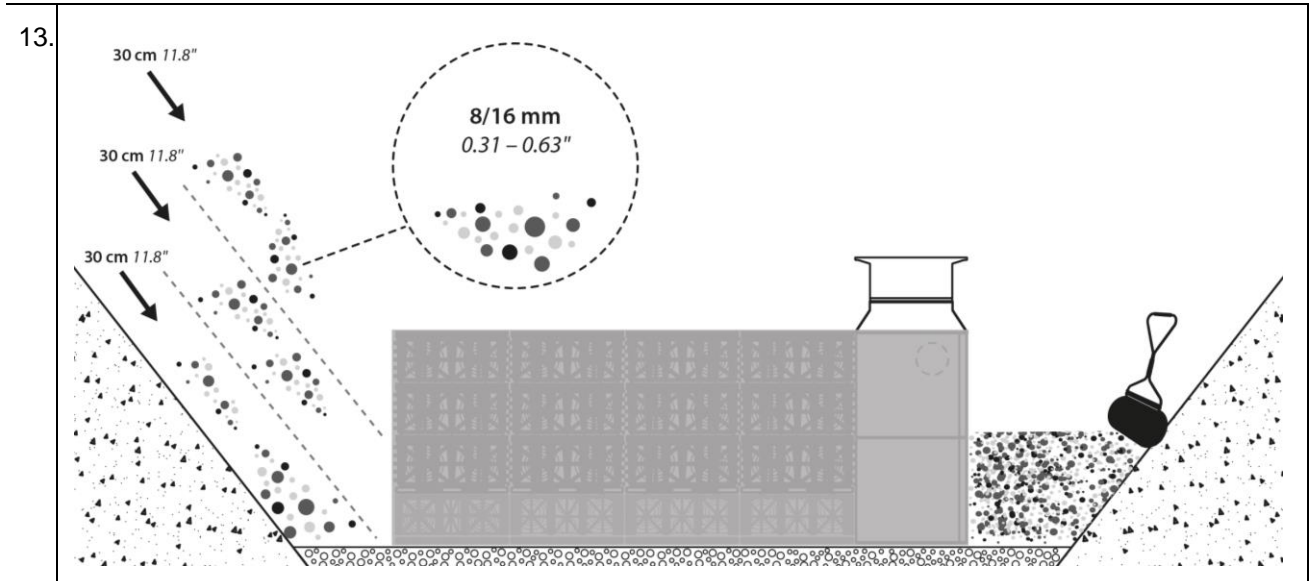
EcoBloc maxx / Inspect flex



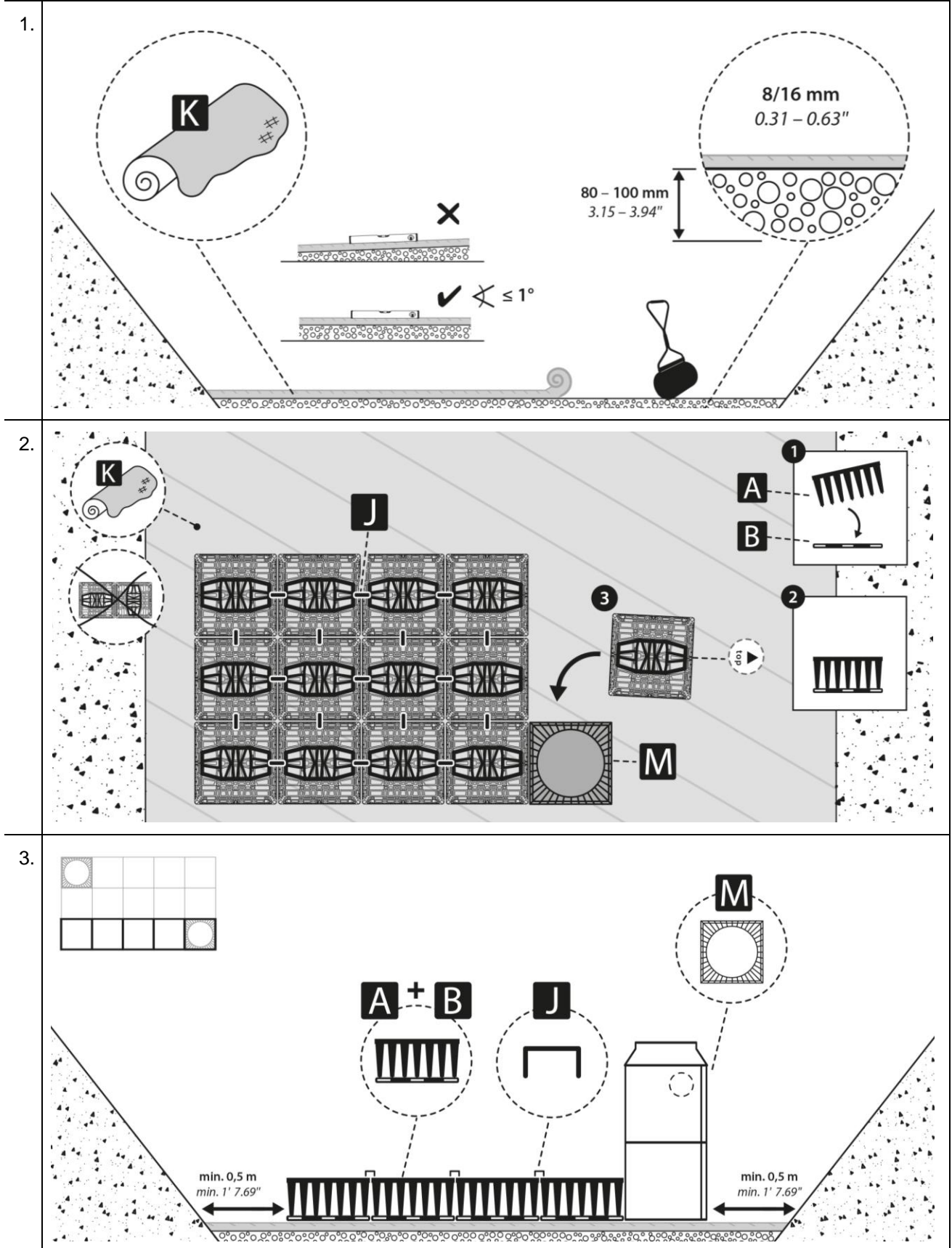
EcoBloc maxx / Inspect flex



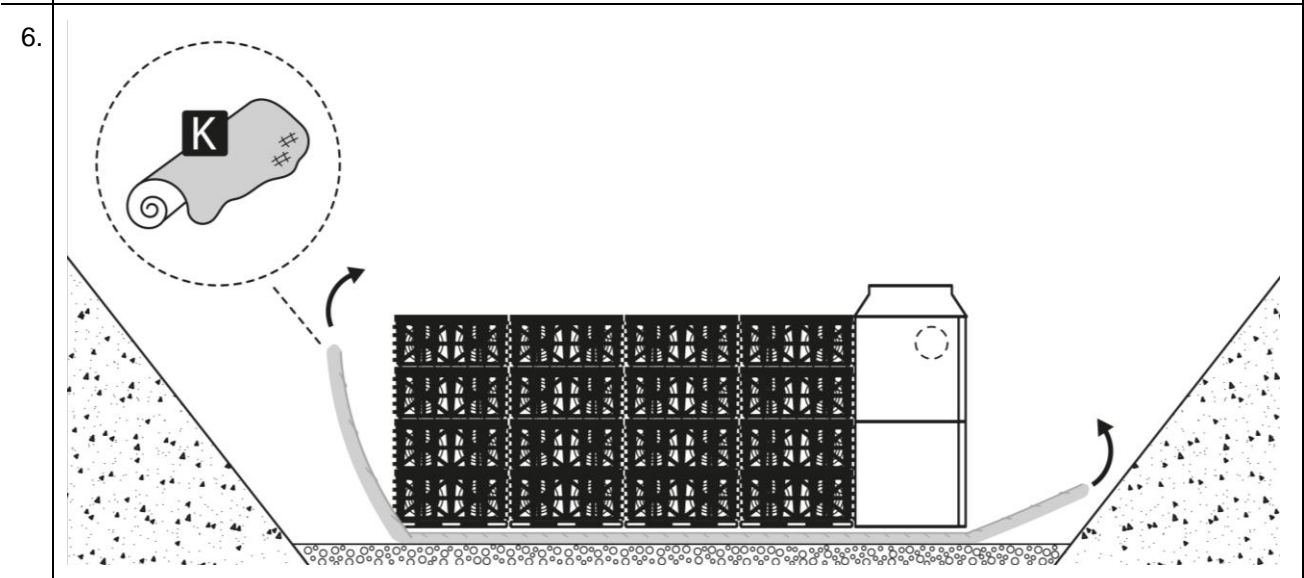
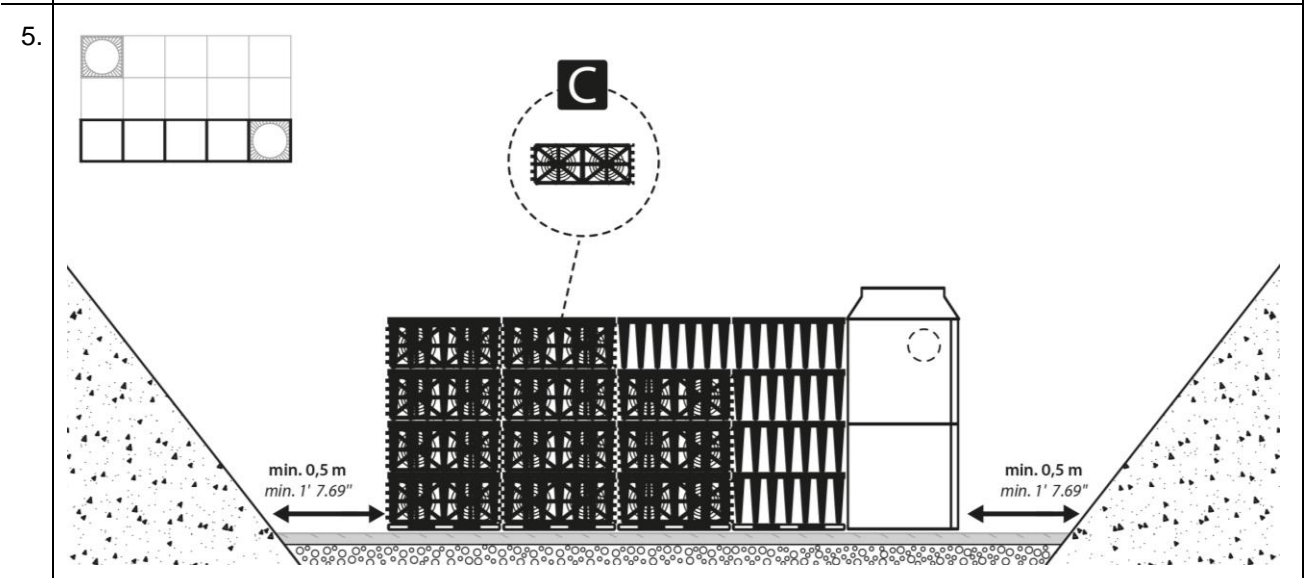
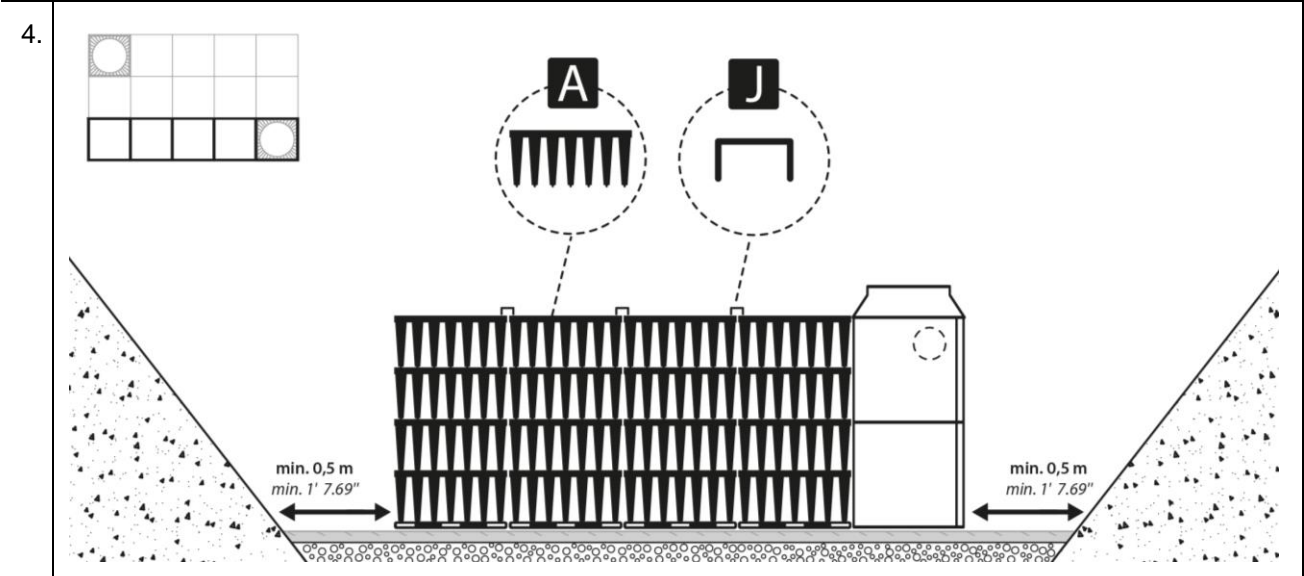
EcoBloc maxx / Inspect flex



8. Einbau und Montage / Installation and assembly / Mise en place et montage / Instalación y montaje



EcoBloc maxx



EcoBloc maxx

